









# Learning FUN! Display



## RECIPE FOR SUCCESS

### Ingredients

-  1 teaspoon fairness
-  2 teaspoons caring
-  3 tablespoons helpfulness
-  1 cup honesty
-  2 cups responsibility
-  3 cups respectfulness
-  a dash of friendliness
-  1 cup trustworthiness

Mix well. Makes 1 good citizen.

### How Can You Be Helpful?



Aligns  
with  
Learning  
Standards

### ★ Recipe for Success

Treat your students to a recipe for success display, complete with baker and colorful cupcakes. Each month, take one of the ingredients from the recipe and ask students how they can use it in life.

For example, in October ask your students: How Can You Be Friendly? As shown above for September, have students share their answers on cupcakes with their names attached.

Discuss with your students how being friendly or helpful will help them be successful in their everyday lives. They may have their own recipe to share!

### ★ You'll need

- T-8350 **Happy Birthday Bake Shop™**  
*Bulletin Board Set*
- T-85113 **Zigzag Motif Bolder Borders®**
- T-9883 **White Terrific Trimmers®**
- T-9872 **Black Terrific Trimmers®**
- T-79004 **Blue 3" Casual Ready Letters®**
- T-69211 **Cupcakes (The Bake Shop™)**  
*Desk Toppers® Name Plates*
- T-27309 **Index Card Wipe-Off® Chart**
- T-4002 **24" Multicolor**  
*Wipe-Off® Sentence Strips*
- T-46327 **Cupcakes (The Bake Shop™)**  
*superShapes Stickers – Large*

- T-72073 **Cupcake (The Bake Shop™)**  
*Note Pad*
- T-10604 **Terrific Tags**  
*Classic Accents® Variety Pack*

### ★ Keep the theme going

- TA-67913 **Character Choices**  
*ARGUS® Posters Combo Pack*
- T-38907 **Character Education**  
*Learning Charts Combo Pack*
- T-11417 **Zigzag Motif Terrific Papers™**
- T-68111 **Cupcake (The Bake Shop™)**  
*Name Tags*